

# Tapered Roller Bearing Preload

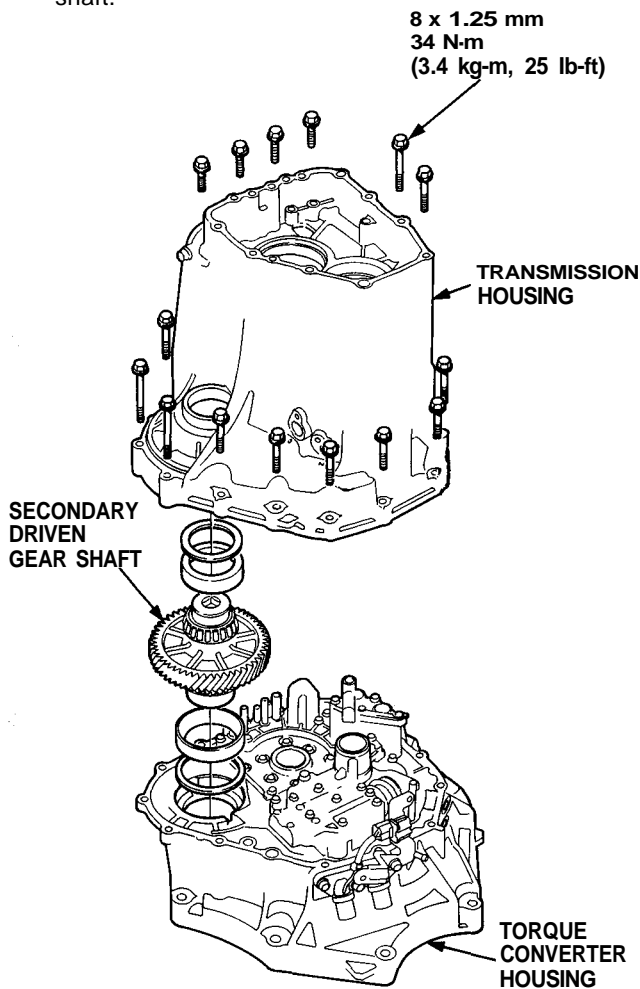
## Adjustment

### NOTE:

- If any of the listed parts were replaced, the bearing preload must be adjusted:
  - Transmission Housing
  - Torque Converter Housing
  - Tapered Roller Bearing/Bearing Outer Race
  - Thrust Washer, 75 mm
  - Washer, 90 mm

**CAUTION:** If the outer race was removed using heat, let the transmission cool down to room temperature before adjusting the bearing preload.

1. Remove the oil seals from both housings.
  2. Install the sealing bolt to the secondary driven gear shaft and torque to 20 N-m (2.03 kg-m, 14 lb-ft).
  3. Install the secondary driven gear shaft in the torque converter housing, then install the transmission housing.
- NOTE: Do not install the mainshaft and countershaft.

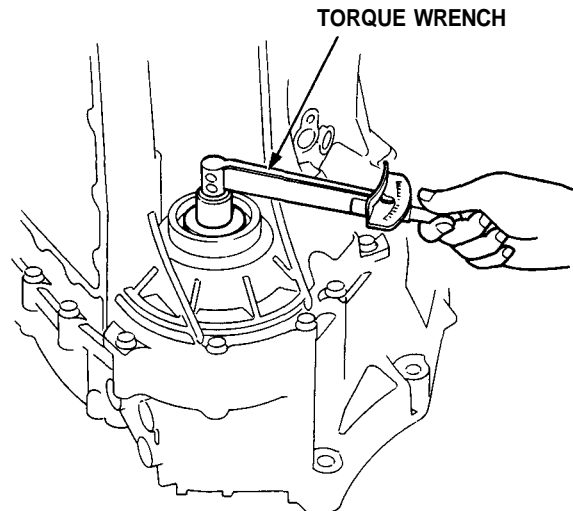


4. Rotate the secondary driven gear in both directions to seat the bearings.
5. Measure the starting torque of the secondary driven gear with a torque wrench.

**STANDARD: 3.5 – 4.5 N-m**  
**(35 – 45 kg-cm, 30 – 39 lb-in)**

### NOTE:

- Measure the preload at room temperature in both directions.
- Do not use more than one thrust washer, 75 mm to adjust the bearing preload.





# Oil Seal

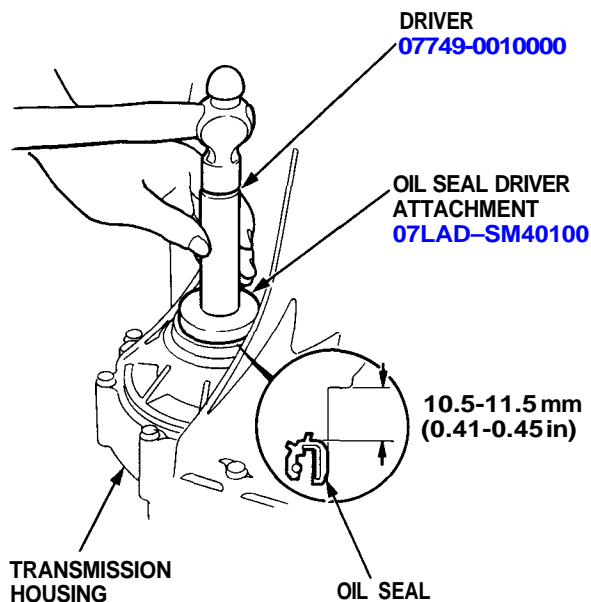
## Installation

- If the bearing preload is out of tolerance, select and install a new thrust washer, 75 mm then recheck.

### THRUST WASHER, 75 mm

No.	Part Number	Thickness mm (in)
A	23941-PY5-000	1.56 (0.061)
B	23942-PY5-000	1.59 (0.063)
C	23943-PY5-000	1.62 (0.064)
D	23944-PY5-000	1.65 (0.065)
E	23945-PY5-000	1.68 (0.066)
F	23946-PY5-000	1.71 (0.067)
G	23947-PY5-000	1.74 (0.069)
H	23948-PY 5-000	1.77 (0.070)
I	23949-PY5-000	1.80 (0.071)
J	23950-PY5-000	1.83 (0.072)
K	23951-PY5-000	1.86 (0.073)
L	23952-PY5-000	1.89 (0.074)
M	23953-PY5-000	1.92 (0.076)
N	23954-PY5-000	1.95 (0.077)
O	23955-PY5-000	1.98 (0.078)
P	23956-PY5-000	2.01 (0.079)
Q	23957-PY5-000	2.04 (0.080)
R	23958-PY5-000	2.07 (0.081)
S	23959-PY5-000	2.10 (0.083)
T	23960-PY 5-000	2.13 (0.084)
U	23961-PY5-000	2.16 (0.085)
V	23962-PY5-000	2.19 (0.086)
W	23963-PY5-000	2.22 (0.087)
X	23964-PY5-000	2.25 (0.089)
Y	23965-PY5-000	2.28 (0.090)
Z	23966-PY5-000	2.31 (0.091)
AA	23967-PY5-000	2.34 (0.092)
AB	23968-PY5-000	2.37 (0.093)
AC	23969-PY5-000	2.40 (0.094)
AD	23970-PY5-000	2.43 (0.096)

- Install the oil seal in the transmission housing, using the special tools.



- Install the oil seal in the torque converter housing, using the special tools as shown.
- Install the snap ring in the torque converter housing.

